

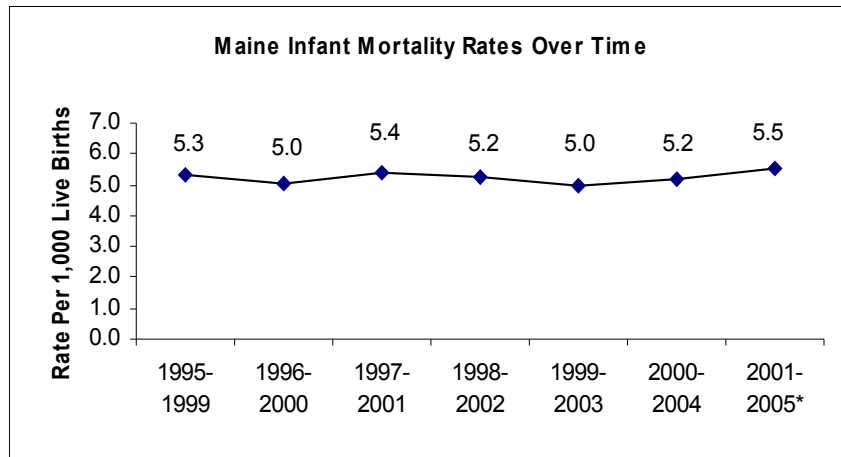
# MIDCOAST DISTRICT: Maternal/Child Health

## Perinatal Health

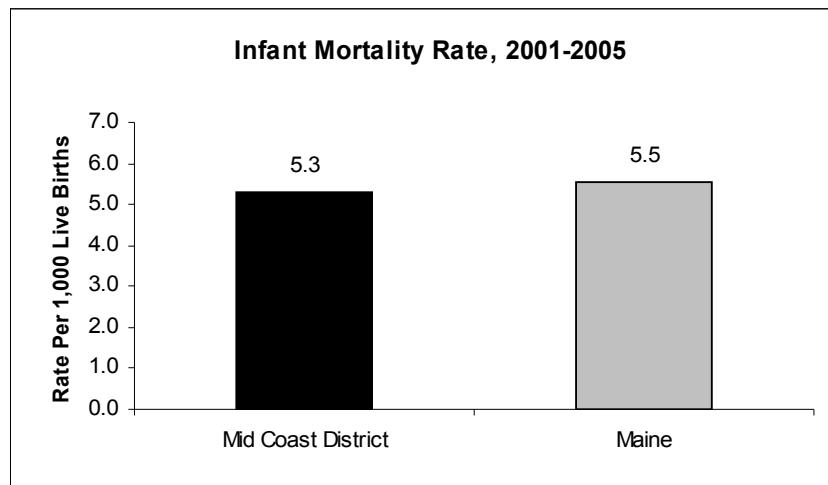
The health of infants often reflects the social, economic, and environmental conditions of a society and the systems of care available to support children and families.

By improving preconception and prenatal care and by enhancing systems of support for women and children, we can help improve birth outcomes and children’s long-term health.

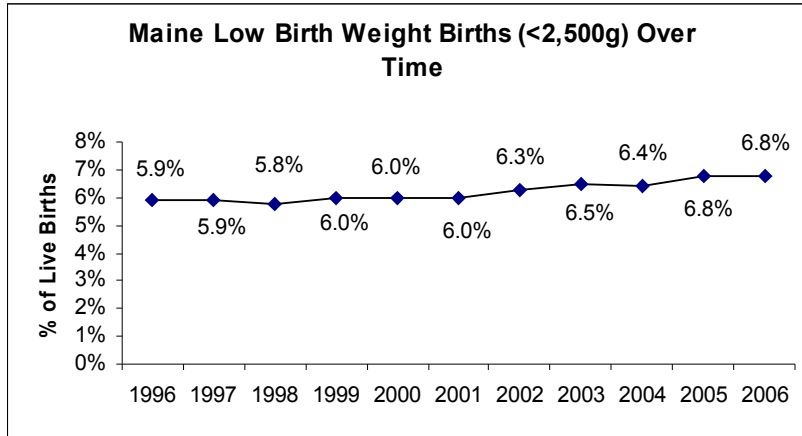
For more information about maternal and child health in Maine, contact Maine CDC’s Division of Family Health, [www.maine.gov/dhhs/bohdcfh/FamilyHealth/family.html](http://www.maine.gov/dhhs/bohdcfh/FamilyHealth/family.html), and for more state-level data on maternal and child health in Maine, please visit: <https://perfddata.hrsa.gov/mchb/mchreports/Search/search.asp>.



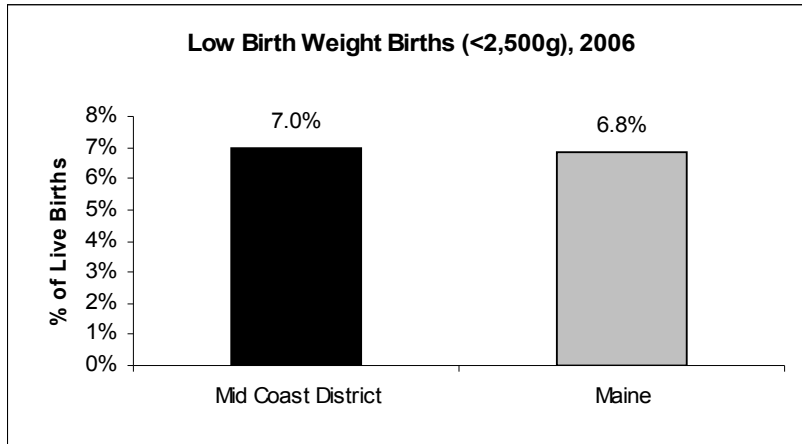
Source: 1995-2005 Maine Vital Records Data; 5-year rolling rates



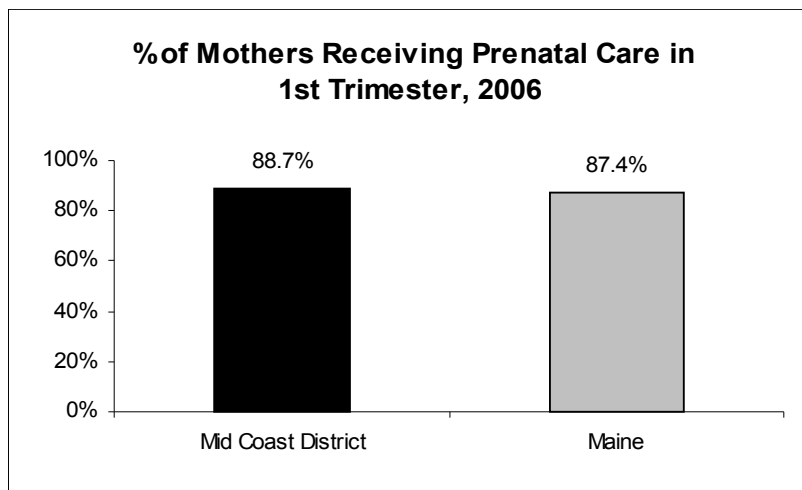
Source: 2001-2005 Maine Vital Records Data



Source: 1996-2006 Maine Vital Records Data



Source: 2006 Maine Vital Records Data



Source: 2006 Maine Vital Records

	<b>Midcoast District Number</b>	<b>Midcoast District Rate or Percent</b> (± Margin of Error)	<b>Maine State Rate or Percent</b> (± Margin of Error)
Infant Mortality <sup>1</sup>	8 (avg. per yr)	5.3 (± 1.6) (Per 1,000 live births)	5.5 (± 0.5) (Per 1,000 live births)
Live Births That Were Low Birth Weight (<2,500 grams) <sup>2</sup>	111	7.0% (±1.3)	6.8% (± 0.4)
Infants Born to Women Receiving Prenatal Care Beginning in the First Trimester <sup>2</sup>	1,417	88.7% (±1.5)	87.4% (±0.6)

1. Source: 2001-2005 Maine Vital Records Data
2. Source: 2006 Maine Vital Records Data

	<b>Midcoast District Percent</b> (± Margin of Error)	<b>Maine State Percent</b> (± Margin of Error)
Mothers Who Ever Breastfed	81.2% (±8.4)	80.3% (±2.9)

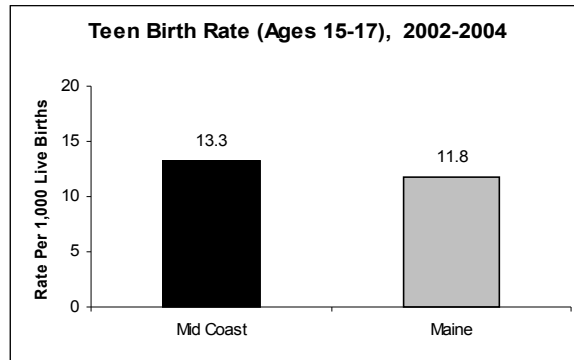
Source: Maine Pregnancy Risk Assessment Monitoring System (PRAMS), 2005

## Teen Birth Rate

Teen pregnancy is a physical, mental, and social health concern for both teens and their newborn children. Almost 88% of teen births are unintended. Teen mothers are less likely to complete high school, more likely to live in poverty, and are typically single parents. They have higher rates of pre-term labor and frequently deliver low birth-weight babies who are at increased risk for developmental delays.

Teen pregnancy rates are much lower in Maine compared to the United States, due to effective public health interventions and Maine political will and leadership over time. Maine strives to reduce our teen birth rates even further through the provision of family planning services and support for comprehensive sexual education in schools and communities.

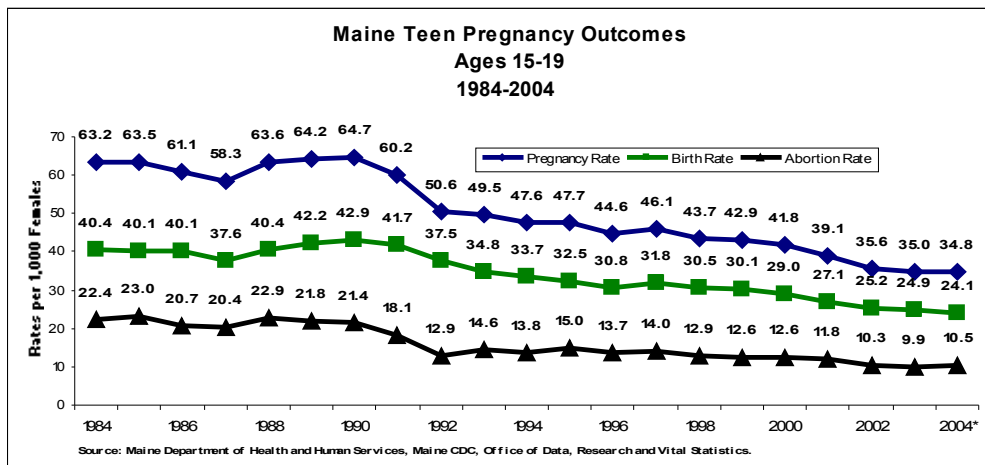
Contact Maine's Teen and Young Adult Health program for more information at [www.maine.gov/dhhs/bohdcfh/tya/index.html](http://www.maine.gov/dhhs/bohdcfh/tya/index.html).



Source: 2002-2004 Maine Vital Records Data

	<b>Midcoast District Number</b>	<b>Midcoast District Rate (± Margin of Error)</b>	<b>Maine State Rate (± Margin of Error)</b>
Teen Births; (Ages 15-17)	41 (avg. per yr.)	13.3 (±2.3) (Per 1,000 female population)	11.8 (±0.7) (Per 1,000 female population)

Source: 2002-2004 Maine Vital Records Data



Source: Maine Department of Health and Human Services, Maine CDC, Office of Data, Research and Vital Statistics.